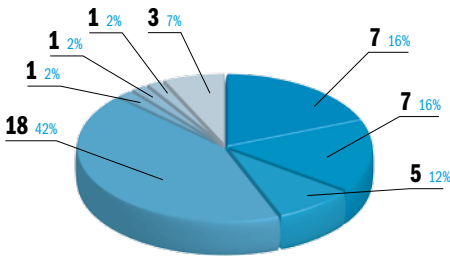


Class demographics



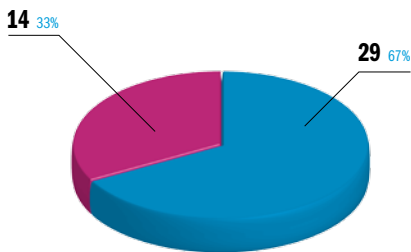
Full-time MBA



Programs

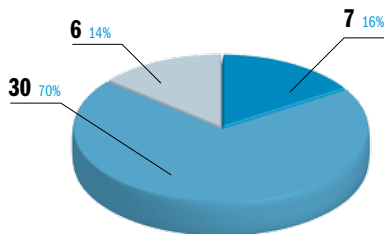
- Full-time MBA in International Business (IB) 16%
- Full-time MBA in Technology and Entrepreneurship (T&E) 16%
- Full-time MBA in Enterprise Risk Management (ERM) 12%
- Full-time Tri-Continent MBA 42%
- Two-year Part-time MBA in International Business (IB) -Y1 2%
- Two-year Part-time MBA in Enterprise Risk Management (ERM) -Y1 2%
- Transfer from SIMBA - Part-time MBA in T&E (Y2) 2%
- Exchange 7%

Full-time: 43 - 2nd year Part-time: 3



Gender

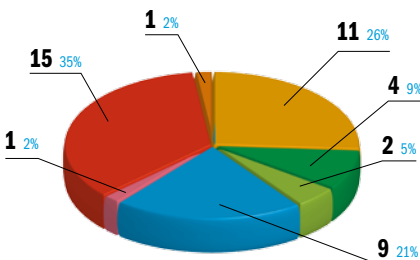
- Male 67%
- Female 33%



Age

- 22 to 25 16%
- 26 to 35 70%
- 36 to 47 14%

Average age: 30 - Age range: 22-47



Geographic origin

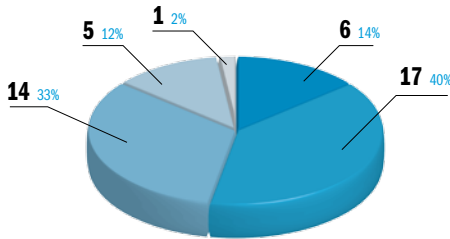
- Africa/Middle East 26%
- Asia/Australia 9%
- Central America 5%
- EU Europe 21%
- Non-EU Europe 2%
- North America 35%
- South America 2%

18 nationalities with 4 dual citizenships


Albania	1	2%	Japan	1	2%	Saudi Arabia	1	2%
Benin (1 dual citizenship-France)	1	2%	Lebanon	1	2%	Senegal	1	2%
Canada	1	2%	Mexico	2	5%	South Africa	1	2%
China	2	5%	Morocco (1 dual citizenship-France)	3	7%	Tunisia	1	3%
France (1 dual citizenship-Tunisia)	9	21%	Nigeria (1 dual citizenship-United States)	1	2%	United States	14	33%
India	1	2%	Qatar	1	2%	Venezuela	1	2%

Class demographics

Full-time MBA



Work experience



Average years of work experience: 6

Academic background

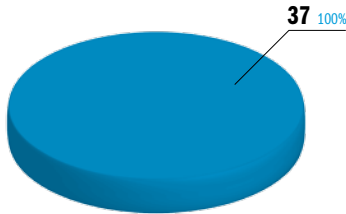
Accounting	2%	Engineering-Finance	2%
Anthropology	2%	Engineering-General	2%
Architecture	2%	Engineering-Industrial	2%
Art	2%	Engineering-Industrial Management & Innovation	2%
Audit	2%	Engineering-Mathematical	2%
Biochemistry	5%	Engineering-Mechanical	2%
Business	5%	Finance	5%
Business Administration	5%	Information Technology	2%
Business Communications	2%	International Affairs/Business/Trade	2%
Chemistry	2%	International Business	5%
Communications	2%	International Business and Politics	2%
Computer Science	5%	International Relations	2%
Economics/Business	5%	Law	7%
Engineering -Industrial	2%	Management	2%
Engineering -Information Technology	2%	Marketing	2%
Engineering-Electrical	2%	Telecommunications	5%
Engineering-Electronic	2%		

Professional background

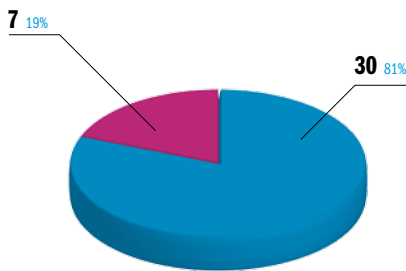
Accounting/Auditing/Tax	12%	Hospitality/Tourism	2%
Advertising/Marketing/Public Relations	2%	Import/Export/International Trade	2%
Automotive	2%	Information Technology	9%
Banking	2%	Legal	2%
Biotechnology/Pharmaceutical	5%	Luxury Goods & Jewelry	2%
Computers	2%	Manufacturing and Production	2%
Consulting	7%	Medical Device	2%
Consulting High-Tech	2%	Mental Health Care Industry	2%
Education	2%	Property/Real Estate	5%
Energy	5%	Real-Estate	2%
Environmental Services	5%	Retail	2%
Financial Services	7%	Telecommunications	7%
Financial Services-Investment Banking	2%	Telecoms	2%

Class demographics

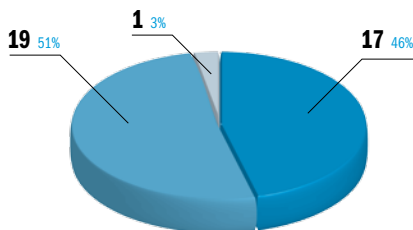
Executive MBA



Program
Executive MBA 100%

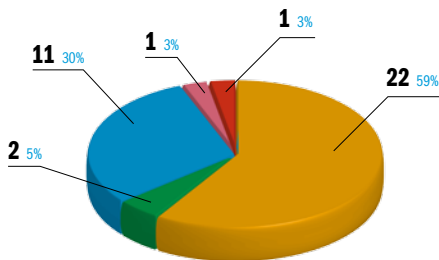


Gender
Male 81%
Female 19%



Age
28 to 35 46%
36 to 45 51%
above 46 3%

Average age: 36 - Age range: 28-48



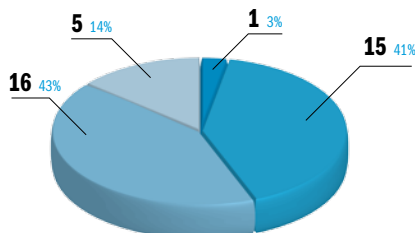
Geographic origin
Africa/Middle East 59%
Asia/Australasia 5%
EU Countries 30%
Non EU Europe 3%
North America 3%

13 nationalities with 11 dual citizenships

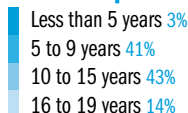
Algeria (3 dual citizenship-France)	4	11%	India	1	3%	Tunisia	1	3%
Benin (1 dual citizenship-France)	2	5%	Jordan	1	3%	Ukraine (1 dual citizenship-United States)	1	3%
Cameroon	1	3%	Morocco (3 dual citizenship-France)	13	35%	United States (1 dual citizenship-France)	1	3%
China	1	3%	Poland	1	3%			
France (1 dual citizenship-United States)	9	24%	Portugal (1 dual citizenship-France)	1	3%			

Class demographics

Executive MBA



Work experience



Average years of work experience: 10,5

Academic background

Accounting and Finance	3%	Engineering-Polytechnique	3%
Agriculture	3%	Engineering-Telecommunications	3%
Architecture	3%	Finance and Banking	3%
Business Administration	5%	Finance/Economics	3%
Computer Science	8%	Geoscience	5%
Economics/Business	3%	Information Technology	3%
Engineering-Chemical	3%	Languages	3%
Engineering-Civil	3%	Law	3%
Engineering-Electrical	8%	Management	3%
Engineering-Electronic	5%	Marketing	3%
Engineering-General	3%	Pharmacy	3%
Engineering-Industrial	5%	Statistics	3%
Engineering-Information Technology	5%	Telecommunications	5%
Engineering-Mathematical	3%		

Professional background

Aerospace-Aeronautics	3%	Government/Public Administration/Regulatory Bodies	3%
Agriculture-Vineyards	3%	High technology products and services	3%
Architectural Design	3%	Hotel and Leisure	3%
Asset Management	3%	HR	3%
Automotive	3%	Industry	3%
Banking	8%	Information Technology	8%
Building Materials	3%	Investment and Corporate Banking	3%
Civil Engineering	3%	Legal	3%
Computers	3%	Oil and Gas	3%
Consulting	3%	Pharmaceutical	5%
Consulting Services	3%	Software-Services & Products	3%
Energy	3%	Telecommunications	8%
Engineering	5%	Telecoms	3%
Finance	3%		
Financial Services-Investment Banking	5%		