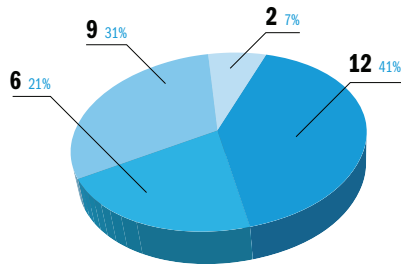


Class demographics

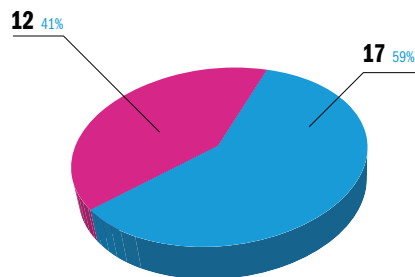
Full-time MBA



Programs

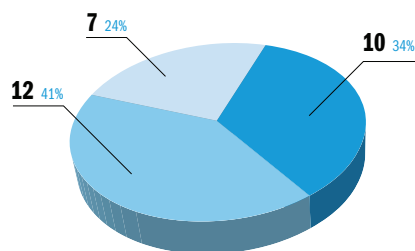
- MBA in International Business
- MBA in Technology and Entrepreneurship
- Tri-Continent MBA
- KPMG Upgrade

Full-time: 27 - **2nd year Part-time:** 2



Gender

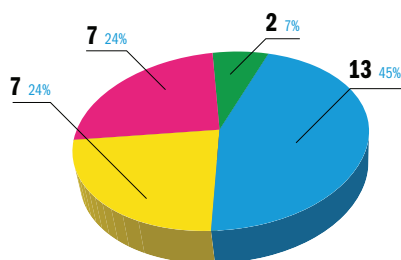
- Male
- Female



Age

- 22 to 25
- 26 to 35
- 36 to 44

Average age: 30 - **Age range:** 22-44



Geographic origin*

- Western Europe
- Middle East/Africa
- North America
- Central & South America

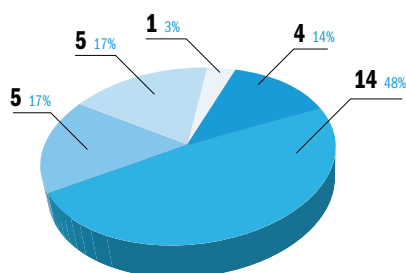
* 5 participants hold Dual Citizenship

13 Nationalities

Brazil	1	3%	India	1	3%	Pakistan (USA)	1	3%	UK	1	3%
France	9	31%	Iran	1	3%	Russia (France)	1	3%	USA (France)	7	24%
Greece	2	7%	Morocco	2	7%	Saudi Arabia	1	3%	Venezuela (Italy)	1	3%
									Zambia (USA)	1	3%

Class demographics

Full-time MBA



Work experience

- 2 years
- 3 to 5 years
- 6 to 9 years
- 12 to 15 years
- Over 15 years

Average years of work experience: 6

Academic background

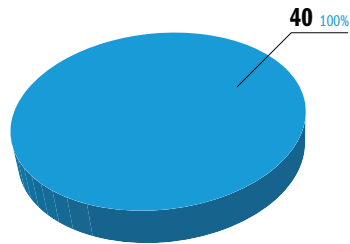
Accounting	1	3 %	Geology	1	3 %
Biology	1	3 %	History	1	3 %
Business Administration	1	3 %	Housing & City Planning	1	3 %
Communication	1	3 %	International Politics	1	3 %
Computer Science	1	3 %	Legal	1	3 %
Economics	1	3 %	Literature & Languages	1	3 %
Engineering	12	41 %	Management	1	3 %
Finance	2	7 %	Marketing	2	7 %

Professional background

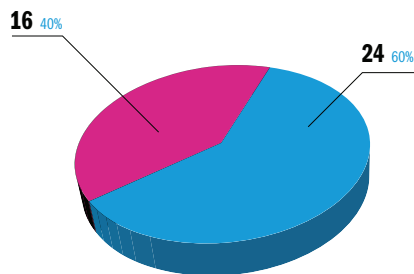
Accounting/Auditing	2	7 %	International Business	1	3 %
Banking	3	10 %	Marketing	1	3 %
Clothing & Textile	1	3 %	Media	1	3 %
Construction	1	3 %	Medical Device	1	3 %
Consulting	4	14 %	Non-Profit	1	3 %
Cosmetics	1	3 %	Pharmaceutical	1	3 %
Energy	2	7 %	Real-Estate	2	7 %
Government	1	3 %	Services	1	3 %
Industry	2	7 %	Start-Up (R&D)	1	3 %
Information Technology	2	7 %			

Class demographics

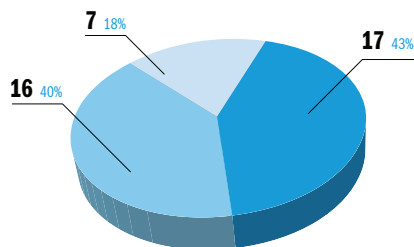
Executive MBA



Program
Executive MBA

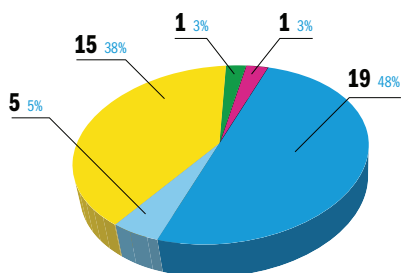


Gender
Male
Female



Age
22 to 25
26 to 35
36 to 44

Average age: 37 - Age range: 26-53



Geographic origin*
Western Europe
Eastern Europe
Middle East/Africa
North America
Central & South America

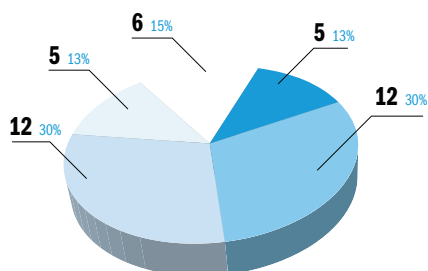
* 2 participants hold Dual Citizenship

18 Nationalities

Belgium	1	3%	India	1	3%	Nigeria	1	3%	Tunisia	3	8%
Brazil	1	3%	Iran	2	5%	Pakistan (France)	1	3%	USA	1	3%
France	12	30%	Japan	1	3%	Portugal	1	3%	Venezuela	1	3%
Germany	3	8%	Kazakhstan	1	3%	Romania	1	3%			
Greece	2	5%	Morocco (France)	6	15%	Slovakia	1	3%			

Class demographics

Executive MBA



Work experience



Average years of work experience: 12

Academic background

Architecture	1	3%	Law	1	3%
Business	1	3%	Management & Economics	1	3%
Dental	1	3%	Marketing	1	3%
Economics	2	5%	Mathematical Economics	1	3%
Engineering	13	33%	Mechanics	1	3%
Geographical Information Systems	1	3%	Medicine	1	3%
Industrial Maintenance	1	3%	Molecular and Cell Biology	1	3%
Information Technology	3	8%	National Defense	1	3%
International Finance	1	3%	Political Science	1	3%
Land Management and environmental protection	1	3%	Public Affairs	1	3%
Languages and Literatures	1	3%	Technology	1	3%
			Telecommunication	1	3%
			Transportation	2	5%

Professional background

Aerospace	1	3%	Government/Public Administration/Regulatory Bodies	1	3%
Automobile	2	5%	Health	1	3%
Automotive Supplier	2	5%	High Tech - Software	1	3%
Banking	1	3%	Information Technology	3	8%
Catering	1	3%	Medical	2	5%
Construction	1	3%	Medical Research	1	3%
Consulting	7	18%	Oil and Gas	1	3%
Cosmetic	1	3%	Ophthalmic Optics	1	3%
Development	1	3%	Port Operations	1	3%
Energy	1	3%	Research	2	5%
Law	1	3%	Telecommunications	3	8%
Executive Search	1	3%	Tobacco	1	3%
Finance Institution	1	3%	Transportation	1	3%